

MERCEDES-BENZ

/8 (W114, W115)								01.1968 - 11.1976		
OEM	Info	F / R	Type			Type	F / R	Info	OEM	
000 338 08 10	with accessories with left-hand thread Thread Size: M14x1,5			3269	3269			with accessories with left-hand thread Thread Size: M14x1,5	000 338 08 10	
000 338 07 10	with right-hand thread with accessories			3051	3051			with right-hand thread with accessories	000 338 07 10	
115 352 30 65				2214	2214				115 352 30 65	



3269



3051



2214



3269



3051



2214

100 (631)								02.1988 - 02.1996		
OEM	Info	F / R	Type			Type	F / R	Info	OEM	
	with left-hand thread			3176	3177			with right-hand thread	001 330 48 35	
	with left-hand thread			3176	3177			with right-hand thread	001 330 48 35	



3176



3177

3176



3177

MERCEDES-BENZ


190 (W201)					10.1982 - 08.1993				
OEM	Info	F / R	Type			Type	F / R	Info	OEM
201 330 07 03				11086	11087				201 330 12 03
201 460 15 05				11088	11088				201 460 15 05
000 338 43 10	with accessories with left-hand thread			3270	3270			with accessories with left-hand thread	000 338 43 10
000 338 42 10	with right-hand thread Thread Size: M10x1,5			3271	3271			with right-hand thread Thread Size: M10x1,5	000 338 42 10
000 338 49 10	with right-hand thread Thread Size: M12x1,5			3272	3272			with right-hand thread Thread Size: M12x1,5	000 338 49 10
124 333 01 27	with accessories			4121	4121			with accessories	124 333 01 27
124 330 30 07	Control Arm with ball joint, with rubber mounting with accessories Sheet Steel			1364	1365			Control Arm with ball joint, with rubber mounting with accessories Sheet Steel	124 330 31 07
124 330 38 07	Control Arm with ball joint, with rubber mounting with accessories Sheet Steel			1366	1580			Control Arm with ball joint, with rubber mounting with accessories Sheet Steel	124 330 39 07
124 333 42 14				2217	2217				124 333 42 14
124 333 43 14				2218	2218				124 333 43 14
201 333 45 14	Length: 48,0 mm Inner Diameter: 14,3 mm			2219	2219			Length: 48,0 mm Inner Diameter: 14,3 mm	201 333 45 14
201 333 51 14	Thickness/Strength: 48,0 mm Inner Diameter: 16 mm Outer Diameter: 65 mm			2220	2220			Thickness/Strength: 48,0 mm Inner Diameter: 16 mm Outer Diameter: 65 mm	201 333 51 14
124 333 38 14				2221	2221				124 333 38 14
201 350 19 53	Length: 245 mm Cone Size: 14 mm Guide Rod without add-on material			11089	11089			Length: 245 mm Cone Size: 14 mm Guide Rod without add-on material	201 350 19 53
124 350 01 53	with add-on material			11090	11090			with add-on material	124 350 01 53
124 320 02 89	Suspension Rod Plastic with accessories			5476	5476			Suspension Rod Plastic with accessories	124 320 02 89
124 352 43 65	for control arm			2215	2215			for control arm	124 352 43 65
124 352 36 65	for control arm			2216	2216			for control arm	124 352 36 65
124 352 90 65				2424	2424				124 352 90 65
210 352 09 65	Mounting Type: Rubber-metal Bearing Pull Rod			2222	2222			Mounting Type: Rubber-metal Bearing Pull Rod	210 352 09 65
124 350 05 75				2425	2425				124 350 05 75



MERCEDES-BENZ

190 (W201)

10.1982 - 08.1993



MERCEDES-BENZ

190 (W201)

10.1982 - 08.1993



A-CLASS (W168)				07.1997 - 04.2015					
OEM	Info	F / R	Type			Type	F / R	Info	OEM
168 330 13 35	Length: 193,6 mm Thread Measurement 1: M14x1,5 Thread Size 2: M12x1,5			6150	6150			Length: 193,6 mm Thread Measurement 1: M14x1,5 Thread Size 2: M12x1,5	168 330 13 35
168 320 03 89	Suspension Rod with accessories			5282	5282			Suspension Rod with accessories	168 320 03 89
					3274			with right-hand thread Inner Thread: M12x1,5 mm with accessories	168 330 12 35
168 330 11 35	with right-hand thread Inner Thread: M12x1,5 mm with accessories			3273					
168 333 01 27				4122	4122				168 333 01 27
168 330 08 07	Control Arm Sheet Steel			1581	1368			Control Arm Sheet Steel	168 330 09 07
168 333 02 14	Mounting Type: Rubber Bearing			2223	2223			Mounting Type: Rubber Bearing	168 333 02 14
168 333 07 14	for control arm			2224	2224			for control arm	168 333 07 14



MERCEDES-BENZ

A-CLASS (W168)

07.1997 - 04.2015



A-CLASS (W169)

09.2004 - 12.2015

OEM	Info	F / R	Type			Type	F / R	Info	OEM
169 330 07 03	Length: 206 mm Thread Measurement 1:M12x1,5 Thread Size 2:M14x1,5			6151	6151			Length: 206 mm Thread Measurement 1:M12x1,5 Thread Size 2:M14x1,5	169 330 07 03
169 330 08 03	Length: 206 mm Thread Measurement 1:M12x1,5 Thread Size 2:M14x1,5			6152	6152			Length: 206 mm Thread Measurement 1:M12x1,5 Thread Size 2:M14x1,5	169 330 08 03
169 320 09 89	Length: 244 mm Coupling Rod			5283	5283			Length: 244 mm Coupling Rod	169 320 09 89
169 330 05 03	Cone Size: 18 mm Length: 200,6 mm Thread Measurement 1:M14x1,5 Thread Size 2:M14x1,5			3275	3276			Length: 200,6 mm Cone Size: 18 mm Thread Measurement 1:M14x1,5 Thread Size 2:M14x1,5	169 330 06 03
169 333 01 27				4123	4123				169 333 01 27
169 333 00 14				2225	2225				169 333 00 14
169 333 01 14	for control arm			2226	2226			for control arm	169 333 01 14
169 320 05 89				5284	5284				169 320 05 89
169 351 00 25				2227	2227				169 351 00 25



MERCEDES-BENZ

A-CLASS (W169)

09.2004 - 12.2015



A-CLASS (W176)

-12,2015





















A-CLASS (W176)

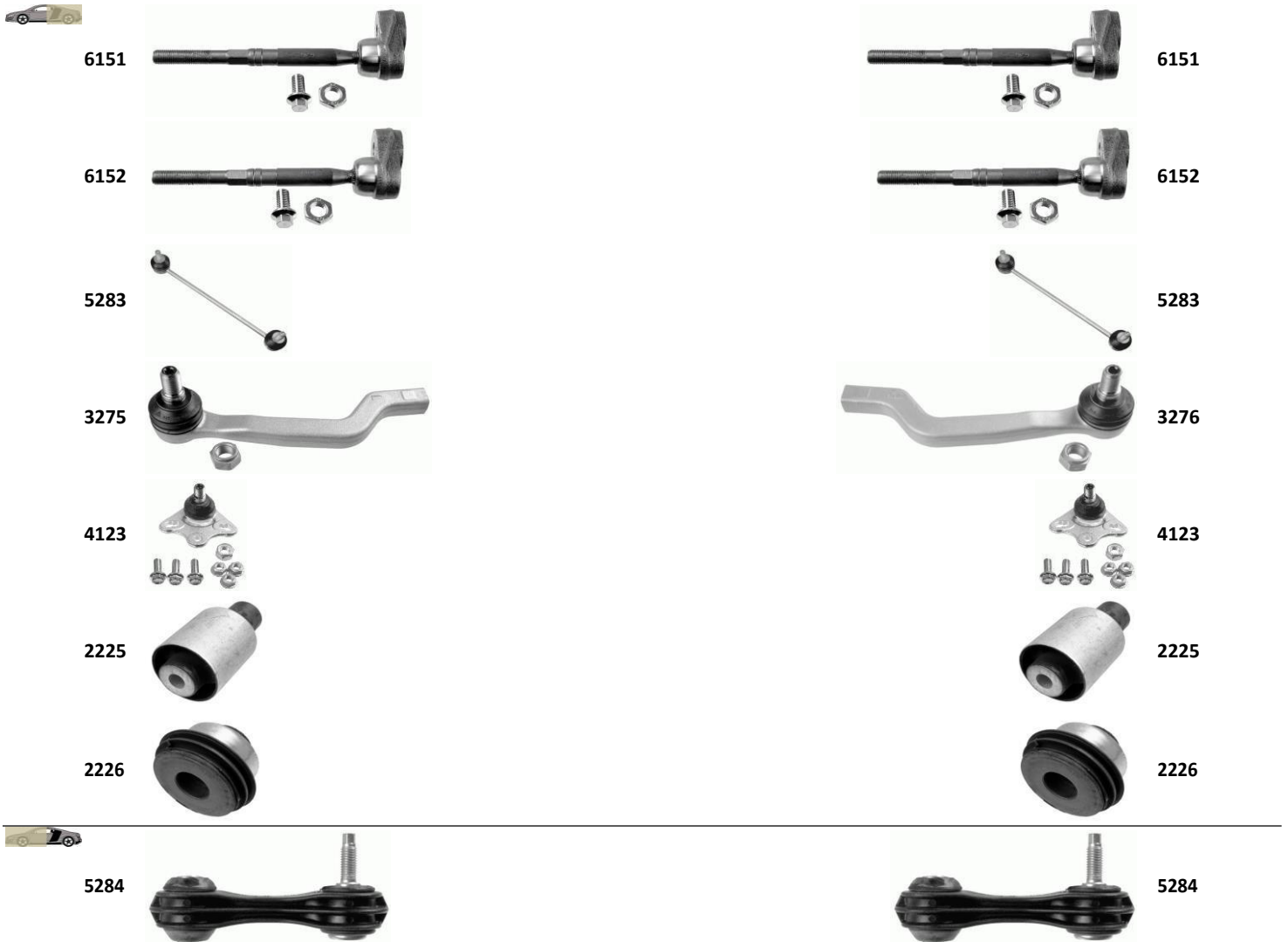
-12,2015

OEM	Info	F / R	Type		Type	F / R	Info	OEM
246 330 17 00				3277	3278			246 330 18 00



MERCEDES-BENZ

B-CLASS (W245)						03.2005 - 11.2015				
OEM	Info	F / R	Type			Type	F / R	Info	OEM	
169 330 07 03	Length: 206 mm Thread Measurement 1: M12x1,5 Thread Size 2: M14x1,5			6151	6151			Length: 206 mm Thread Measurement 1: M12x1,5 Thread Size 2: M14x1,5	169 330 07 03	
169 330 08 03	Length: 206 mm Thread Measurement 1: M12x1,5 Thread Size 2: M14x1,5			6152	6152			Length: 206 mm Thread Measurement 1: M12x1,5 Thread Size 2: M14x1,5	169 330 08 03	
169 320 09 89	Length: 244 mm Coupling Rod			5283	5283			Length: 244 mm Coupling Rod	169 320 09 89	
169 330 05 03	Cone Size: 18 mm Length: 200,6 mm Thread Measurement 1: M14x1,5 Thread Size 2: M14x1,5			3275	3276			Length: 200,6 mm Cone Size: 18 mm Thread Measurement 1: M14x1,5 Thread Size 2: M14x1,5	169 330 06 03	
169 333 01 27				4123	4123				169 333 01 27	
169 333 00 14				2225	2225				169 333 00 14	
169 333 01 14	for control arm			2226	2226			for control arm	169 333 01 14	
169 320 05 89				5284	5284				169 320 05 89	
169 351 00 25				2227	2227				169 351 00 25	



2227



2227



B-CLASS (W246)

-11,2015

OEM	Info	F / R	Type			Type	F / R	Info	OEM
246 330 17 00				3277	3278				246 330 18 00

3277



3278



CABRIOLET (A124)

09.1991 - 06.1993

OEM	Info	F / R	Type			Type	F / R	Info	OEM
124 330 08 03				11093	11094				124 330 09 03
124 460 12 05				11095	11095				124 460 12 05
000 338 54 10	Thread Size: M14x1,5 with right-hand thread			3282	3282			Thread Size: M14x1,5 with right-hand thread	000 338 54 10
000 338 59 10	for OE No.: A 124 330 09 03 with left-hand thread Thread Size: M14x1,5			3538	3539			for OE No.: A 124 330 08 03 with left-hand thread Thread Size: M14x1,5	000 338 56 10
000 338 51 10	for OE No.: 124 330 08 03 with right-hand thread Thread Size: M14x1,5			3540	3540			for OE No.: 124 330 08 03 with right-hand thread Thread Size: M14x1,5	000 338 51 10
124 333 01 27	with accessories			4121	4121			with accessories	124 333 01 27
124 333 42 14				2217	2217				124 333 42 14
124 333 43 14				2218	2218				124 333 43 14
201 350 19 53	Length: 245 mm Cone Size: 14 mm Guide Rod without add-on material			11089	11089			Length: 245 mm Cone Size: 14 mm Guide Rod without add-on material	201 350 19 53
124 350 01 53	with add-on material			11090	11090			with add-on material	124 350 01 53
124 320 02 89	Suspension Rod Plastic with accessories			5476	5476			Suspension Rod Plastic with accessories	124 320 02 89
124 352 43 65	for control arm			2215	2215			for control arm	124 352 43 65
124 352 36 65	for control arm			2216	2216			for control arm	124 352 36 65
124 352 90 65				2424	2424				124 352 90 65
210 352 09 65	Mounting Type: Rubber-metal Bearing Pull Rod			2222	2222			Mounting Type: Rubber-metal Bearing Pull Rod	210 352 09 65
124 350 05 75				2425	2425				124 350 05 75

11093



11094



11095



11095



3282



3282



3538



3539



3540



ME



EN2

4121



4121

2217



2217

2218



2218



11089



11089

11090



11090

5476



5476

2215



2215

2216



2216

2424



2424

2222




















2222

2425



2425

MERCEDES-BENZ

C-CLASS (W202, S202)							03.1993 - 05.2000			
OEM	Info	F / R	Type			Type	F / R	Info	OEM	
000 330 74 35	with accessories Length: 72 mm Cone Size: 16 mm Inner Thread: M12x1,5 mm with right-hand thread Thread Size:M12x1,5				3089	3089		with accessories Length: 72 mm Cone Size: 16 mm Inner Thread: M12x1,5 mm with right-hand thread Thread Size:M12x1,5	000 330 74 35	
202 333 00 27	with accessories				4040	4040		with accessories	202 333 00 27	
170 330 01 07	Control Arm with rubber mounting Sheet Steel				1584	1585		Control Arm with rubber mounting Sheet Steel	170 330 02 07	
202 330 19 07	Control Arm with rubber mounting Sheet Steel				1586	1587		Control Arm with rubber mounting Sheet Steel	202 330 20 07	
208 330 13 07	Control Arm with rubber mounting				1375	1376		Control Arm with rubber mounting Sheet Steel	208 330 14 07	
202 333 64 14	Width: 87,0 mm Inner Diameter: 20 mm Outer Diameter: 60,5 mm Mounting Type:Rubber-metal Bearing				2238	2238		Width: 87,0 mm Inner Diameter: 20 mm Outer Diameter: 60,5 mm Mounting Type:Rubber-metal Bearing	202 333 64 14	
202 333 67 14	Mounting Type:Rubber-metal Bearing for control arm				2239	2239		Mounting Type:Rubber-metal Bearing for control arm	202 333 67 14	
202 333 77 14	for control arm Mounting Type:Rubber-metal Bearing				2240	2240		for control arm Mounting Type:Rubber-metal Bearing	202 333 77 14	
202 333 62 14	for control arm Mounting Type:Rubber-metal Bearing				2241	2241		for control arm Mounting Type:Rubber-metal Bearing	202 333 62 14	
201 350 19 53	Length: 245 mm Cone Size: 14 mm Guide Rod without add-on material				11089	11089		Length: 245 mm Cone Size: 14 mm Guide Rod without add-on material	201 350 19 53	
124 350 01 53	with add-on material				11090	11090		with add-on material	124 350 01 53	
124 320 02 89	Suspension Rod Plastic with accessories				5476	5476		Suspension Rod Plastic with accessories	124 320 02 89	
124 352 43 65	for control arm				2215	2215		for control arm	124 352 43 65	
124 352 36 65	for control arm				2216	2216		for control arm	124 352 36 65	
124 352 90 65					2424	2424			124 352 90 65	
210 352 09 65	Mounting Type:Rubber-metal Bearing Pull Rod				2222	2222		Mounting Type:Rubber-metal Bearing Pull Rod	210 352 09 65	
124 350 05 75					2425	2425			124 350 05 75	



3089



4040



1584



1586



3089



4040



1585



1587

MERCEDES-BENZ

C-CLASS (W202, S202)

03.1993 - 05.2000



1376



2238



2239



2240



2241



11089



11090



5476



2215



2216



2424



2222

2425



2425



C-CLASS (W203, CL203, S203)									-7,2015
OEM	Info	F / R	Type			Type	F / R	Info	OEM
220 338 07 15				6156	6156				220 338 07 15
203 338 02 15	Length: 190,6 mm Thread Measurement 1: M16x1,5 Thread Size 2: M14x1,5			6157	6157			Length: 190,6 mm Thread Measurement 1: M16x1,5 Thread Size 2: M14x1,5	203 338 02 15
203 320 04 89	Suspension Rod with accessories			5287	5287			Suspension Rod with accessories	203 320 04 89
203 320 18 89	Suspension Rod with accessories			5288	5288			Suspension Rod with accessories	203 320 18 89
203 320 06 89				5291	5291				203 320 06 89
203 330 19 03	with right-hand thread Inner Thread: M14x1,5mm			3286	3287			with right-hand thread Inner Thread: M14x1,5mm	203 330 20 03
203 330 33 03				3288	3289				203 330 34 03
203 330 19 11	Control Arm Steel			1588	1589			Control Arm Steel	203 330 20 11
203 333 02 14	Control Arm			2242	2242			Control Arm	203 333 02 14
203 333 03 14	Control Arm			2243	2243			Control Arm	203 333 03 14
203 320 07 89	for suspension rod			5289	5290			Suspension Rod	203 320 08 89
124 352 43 65	for control arm			2215	2215			for control arm	124 352 43 65
124 352 36 65	for control arm			2216	2216			for control arm	124 352 36 65
203 352 00 65	for control arm Mounting Type: Rubber-metal Bearing			2244	2244			for control arm Mounting Type: Rubber-metal Bearing	203 352 00 65



6156



6156



6157



6157



5287



5287



5288



5288



5291



5291



3286



3287



MERCEDES-BENZ

C-CLASS (W203, CL203, S203)

-7,2015

3288



3289

1588



1589

2242



2242

2243



2243



5289



5290

2215



2215

MERCEDES-BENZ

C-CLASS (W203, CL203, S203)

-7,2015

2216



2216



2244



2244



C-CLASS (W204, C204, S204)										-7,2015
OEM	Info	F / R	Type			Type	F / R	Info	OEM	
204 338 00 15				6153	6153				204 338 00 15	
204 338 03 15	Length: 241,6 mm Thread Measurement 1:M16x1,5 Thread Size 2: M14x1,5			6331	6331			Length: 241,6 mm Thread Measurement 1:M16x1,5 Thread Size 2: M14x1,5	204 338 03 15	
204 338 06 15				6155	6155				204 338 06 15	
204 330 33 03	Length: 188 mm Cone Size: 19 mm Thread Measurement 1:M14x1,5 Thread Size 2: M14x1,5			3290	3281			Length: 188 mm Cone Size: 19 mm Thread Measurement 1:M14x1,5 Thread Size 2: M14x1,5	204 330 34 03	
204 330 09 03	Cone Size: 18 mm Thread Measurement 1:M14x1,5 Thread Size 2: M14x1,5			3279	3280			Cone Size: 18 mm Thread Measurement 1:M14x1,5 Thread Size 2: M14x1,5	204 330 10 03	
204 330 33 03	Length: 188 mm Cone Size: 19 mm Thread Measurement 1:M14x1,5 Thread Size 2: M14x1,5			3290	3281			Length: 188 mm Cone Size: 19 mm Thread Measurement 1:M14x1,5 Thread Size 2: M14x1,5	204 330 34 03	
203 330 01 11	Control Arm Aluminium			1582	1583			Control Arm Aluminium	203 330 02 11	
204 353 00 43	for control arm			2228	2228			for control arm	204 353 00 43	
204 333 04 14				2230	2230				204 333 04 14	
204 350 21 06	for camber brace			2231	2231			for camber brace	204 350 21 06	
204 350 21 06	for camber brace			2232	2232			for camber brace	204 350 21 06	
204 350 05 53				2235	2235				204 350 05 53	
204 350 05 53				2236	2236				204 350 05 53	
204 333 11 14	Control Arm Mounting Type: Hydro Bearing			2237	2237			Control Arm Mounting Type: Hydro Bearing	204 333 11 14	
204 350 05 53				11091	11092				204 350 06 53	
204 320 05 89				5286	5285				204 320 04 89	
204 352 10 65				2229	2229				204 352 10 65	
204 350 15 06	for pull rod			2233	2233			for pull rod	204 350 15 06	
204 350 15 06	for pull rod			2234	2234			for pull rod	204 350 15 06	



6153



6153



6331



6331



6155



6155



MERCEDES-BENZ

3290



3279

3290

1582



3281



3280



3281



1583

C-CLASS (W204, C204, S204)

-7,2015

2228



2230



2231



2232



2235



2236



2228



2230



2231



2232



2235



2236



MERCEDES-BENZ

C-CLASS (W204, C204, S204)

-7,2015



2237



2237



11091



11092



5286



5285



2229



2229



2233



2233

















2234



2234



MERCEDES-BENZ

CLK (C208, A208)						06.1997 - 02.2015			
OEM	Info	F / R	Type		Type	F / R	Info	OEM	
000 330 74 35	with accessories Length: 72 mm Cone Size: 16 mm Inner Thread: M12x1,5 mm with right-hand thread Thread Size: M12x1,5			3089	3089		with accessories Length: 72 mm Cone Size: 16 mm Inner Thread: M12x1,5 mm with right-hand thread Thread Size: M12x1,5	000 330 74 35	
202 333 00 27	with accessories			4040	4040		with accessories	202 333 00 27	
170 330 01 07	Control Arm with rubber mounting Sheet Steel			1584	1585		Control Arm with rubber mounting Sheet Steel	170 330 02 07	
202 330 19 07	Control Arm with rubber mounting Sheet Steel			1586	1587		Control Arm with rubber mounting Sheet Steel	202 330 20 07	
208 330 13 07	Control Arm with rubber mounting			1375	1376		Control Arm with rubber mounting Sheet Steel	208 330 14 07	
202 333 67 14	Mounting Type: Rubber-metal Bearing for control arm			2239	2239		Mounting Type: Rubber-metal Bearing for control arm	202 333 67 14	
202 333 77 14	for control arm Mounting Type: Rubber-metal Bearing			2240	2240		for control arm Mounting Type: Rubber-metal Bearing	202 333 77 14	
202 333 62 14	for control arm Mounting Type: Rubber-metal Bearing			2241	2241		for control arm Mounting Type: Rubber-metal Bearing	202 333 62 14	
208 333 01 14	Mounting Type: Rubber-metal Bearing for control arm with spring seat			2245	2245		Mounting Type: Rubber-metal Bearing for control arm with spring seat	208 333 01 14	
201 350 19 53	Length: 245 mm Cone Size: 14 mm Guide Rod without add-on material			11089	11089		Length: 245 mm Cone Size: 14 mm Guide Rod without add-on material	201 350 19 53	
124 350 01 53	with add-on material			11090	11090		with add-on material	124 350 01 53	
124 320 02 89	Suspension Rod Plastic with accessories			5476	5476		Suspension Rod Plastic with accessories	124 320 02 89	
124 352 90 65				2424	2424			124 352 90 65	
210 352 09 65	Mounting Type: Rubber-metal Bearing Pull Rod			2222	2222		Mounting Type: Rubber-metal Bearing Pull Rod	210 352 09 65	
124 350 05 75				2425	2425			124 350 05 75	



MERCEDES-BENZ

CLK (C208, A208)

06.1997 - 02.2015



2239



2239



2240



2240



2241



2241



2245



2245



11089



11089



11090




11090



5476



5476



2424



2424



2222



2222



2425



2425

CLK (C209, A209)

06.2002 - 09.2015

OEM	Info	F / R	Type			Type	F / R	Info	OEM
220 338 07 15				6156	6156				220 338 07 15
204 338 00 15				6153	6153				204 338 00 15
203 320 04 89	Suspension Rod with accessories			5287	5287			Suspension Rod with accessories	203 320 04 89
203 320 06 89				5291	5291				203 320 06 89
203 330 19 03	with right-hand thread Inner Thread: M14x1,5mm			3286	3287			with right-hand thread Inner Thread: M14x1,5mm	203 330 20 03
203 330 19 11	Control Arm Steel			1588	1589			Control Arm Steel	203 330 20 11
203 333 02 14	Control Arm			2242	2242			Control Arm	203 333 02 14
203 333 03 14	Control Arm			2243	2243			Control Arm	203 333 03 14
211 333 11 14				2246	2246				211 333 11 14
203 320 07 89	for suspension rod			5289	5290			Suspension Rod	203 320 08 89
203 352 00 65	for control arm Mounting Type: Rubber-metal Bearing			2244	2244			for control arm Mounting Type: Rubber-metal Bearing	203 352 00 65



6156



6156

MERCEDES-BENZ



6153



6153



5287



5287



5291



5291



3286



3287



1588



1589



2242



2242



2243



2243



2246



2246



5289



5290



2244



2244

CLS (C218)								-11,2015	
OEM	Info	F / R	Type			Type	F / R	Info	OEM
212 330 23 03				3541	3292				212 330 22 03
212 330 24 03	for vehicles with electric power steering			3293	3294			for vehicles with electric power steering	212 330 27 03
204 350 05 53				11091	11092				204 350 06 53
204 320 05 89				5286	5285				204 320 04 89
204 352 10 65				2229	2229				204 352 10 65



3541



3292



3293



3294

MERCEDES-BENZ

CLS (C218) -11,2015



CLS (C219) 10.2004 - 10.2015

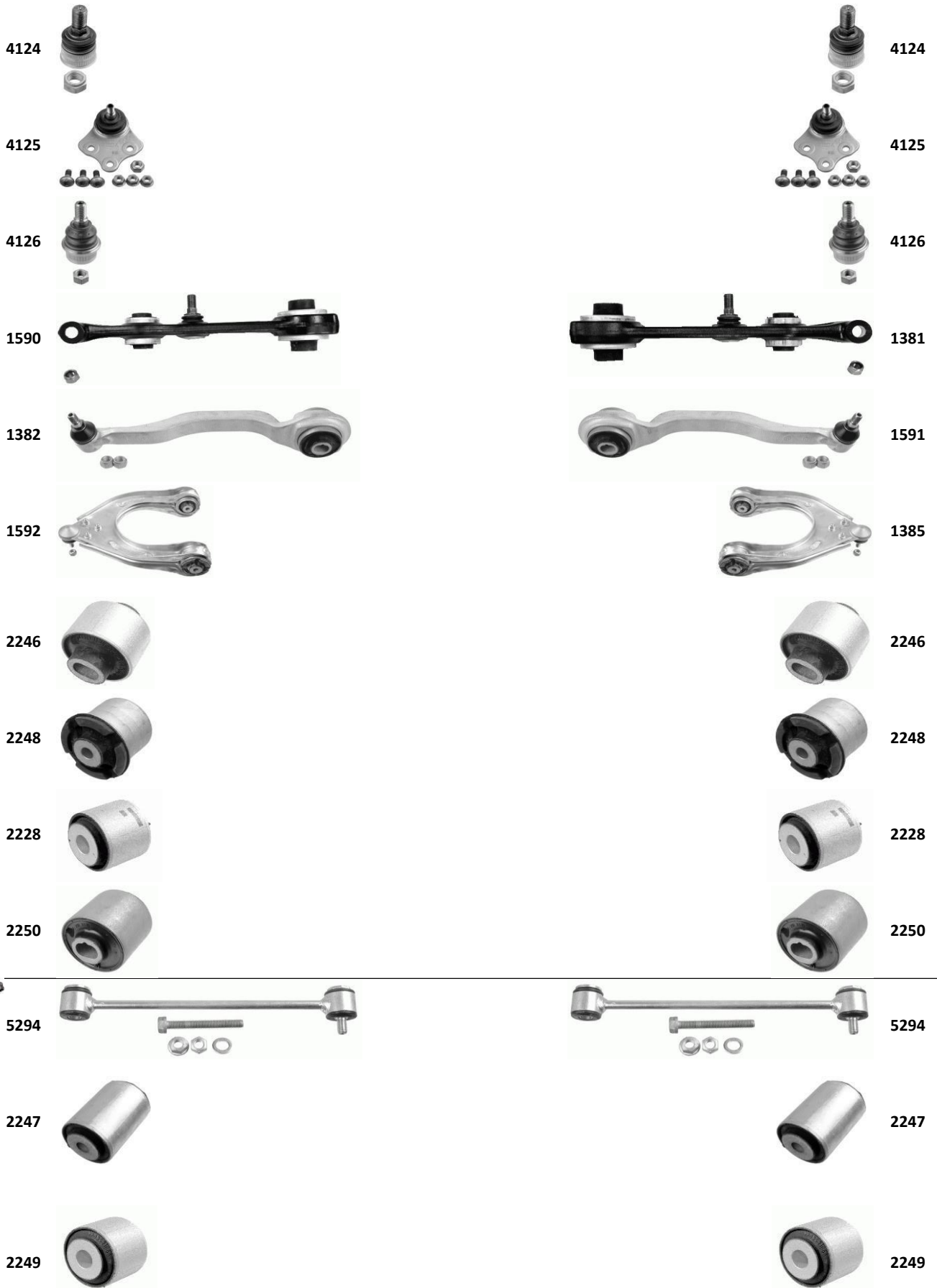
OEM	Info	F / R	Type			Type	F / R	Info	OEM
220 338 07 15				6156	6156				220 338 07 15
211 320 09 89	Coupling Rod			5292	5293			Coupling Rod	211 320 10 89
211 330 01 03	with accessories			3295	3296			with accessories	211 330 02 03
211 323 00 68	with accessories			4124	4124			with accessories	211 323 00 68
000 330 10 07				4125	4125				000 330 10 07
211 330 02 35	with fastening material Thread Size: M14x1,5			4126	4126			with fastening material Thread Size: M14x1,5	211 330 02 35
211 330 81 07	Control Arm			1590	1381			Control Arm	211 330 82 07
211 330 11 11				1382	1591				211 330 12 11
211 330 01 38				1592	1385				211 330 01 38
211 333 11 14				2246	2246				211 333 11 14
211 330 67 07	for control arm			2248	2248			for control arm	211 330 67 07
204 353 00 43	for control arm			2228	2228			for control arm	204 353 00 43
211 333 29 14				2250	2250				211 333 29 14
211 320 33 89	Suspension Rod			5294	5294			Suspension Rod	211 320 33 89
220 352 02 65	for control arm			2247	2247			for control arm	220 352 02 65
230 350 27 06	Camber Link			2249	2249			Camber Link	230 350 27 06















MERCEDES-BENZ

CLS (C219)

10.2004 - 10.2015



MERCEDES-BENZ

COUPE (C123)						03.1977 - 12.1985				
OEM	Info	F / R	Type			Type	F / R	Info	OEM	
000 338 08 10	with accessories with left-hand thread Thread Size: M14x1,5			3269	3269			with accessories with left-hand thread Thread Size: M14x1,5	000 338 08 10	
000 338 07 10	with right-hand thread with accessories			3051	3051			with right-hand thread with accessories	000 338 07 10	
116 333 09 27				4127	4127				116 333 09 27	
116 333 40 14	Thickness/Strength: 30,0 mm Inner Diameter: 16 mm Outer Diameter: 41 mm Mounting Type: Rubber-metal Bearing Width: 30,0 mm			2251	2251			Thickness/Strength: 30,0 mm Inner Diameter: 16 mm Outer Diameter: 41 mm Mounting Type: Rubber-metal Bearing Width: 30,0 mm	116 333 40 14	
115 352 30 65				2214	2214				115 352 30 65	
123 320 09 89	Suspension Rod Plastic with accessories			5475	5475			Suspension Rod Plastic with accessories	123 320 09 89	



3269



3051



4127



2251



2214



3269



3051



4127



2251



2214









































5475



5475

MERCEDES-BENZ

COUPE (C124)				03.1987 - 05.1993					
OEM	Info	F / R	Type			Type	F / R	Info	OEM
124 330 08 03				11093	11094				124 330 09 03
124 460 08 05				11096	11096				124 460 08 05
124 460 09 05				11097	11097				124 460 09 05
124 460 12 05				11095	11095				124 460 12 05
000 338 54 10	Thread Size: M14x1,5 with right-hand thread			3282	3282			Thread Size: M14x1,5 with right-hand thread	000 338 54 10
000 338 59 10	for OE No.: A 124 330 09 03 with left-hand thread Thread Size: M14x1,5			3538	3539			for OE No.: A 124 330 08 03 with left-hand thread Thread Size: M14x1,5	000 338 56 10
000 338 51 10	for OE No.: 124 330 08 03 with right-hand thread Thread Size: M14x1,5			3540	3540			for OE No.: 124 330 08 03 with right-hand thread Thread Size: M14x1,5	000 338 51 10
124 333 01 27	with accessories			4121	4121			with accessories	124 333 01 27
124 330 30 07	Control Arm with ball joint, with rubber mounting with accessories Sheet Steel			1364	1365			Control Arm with ball joint, with rubber mounting with accessories Sheet Steel	124 330 31 07
124 333 42 14				2217	2217				124 333 42 14
124 333 43 14				2218	2218				124 333 43 14
201 350 19 53	Length: 245 mm Cone Size: 14 mm Guide Rod without add-on material			11089	11089			Length: 245 mm Cone Size: 14 mm Guide Rod without add-on material	201 350 19 53
124 350 01 53	with add-on material			11090	11090			with add-on material	124 350 01 53
124 320 02 89	Suspension Rod Plastic with accessories			5476	5476			Suspension Rod Plastic with accessories	124 320 02 89
124 352 43 65	for control arm			2215	2215			for control arm	124 352 43 65
124 352 36 65	for control arm			2216	2216			for control arm	124 352 36 65
124 352 90 65				2424	2424				124 352 90 65
210 352 09 65	Mounting Type: Rubber-metal Bearing Pull Rod			2222	2222			Mounting Type: Rubber-metal Bearing Pull Rod	210 352 09 65
124 350 05 75				2425	2425				124 350 05 75



11093



11094



11096



11096



11097



11097



11095



11095



3282



3282



3538



3539



MERCEDES-BENZ

COUPE (C124)

03.1987 - 05.1993



COUPE (W111)

01.1961 - 12.1971



MERCEDES-BENZ

COUPE (W111)								01.1961 - 12.1971	
OEM	Info	F / R	Type			Type	F / R	Info	OEM
000 338 08 10	with accessories with left-hand thread Thread Size: M14x1,5			3269	3269			with accessories with left-hand thread Thread Size: M14x1,5	000 338 08 10



3269



3269

E-CLASS (A207, C207								-10,2015	
OEM	Info	F / R	Type			Type	F / R	Info	OEM
204 338 00 15				6153	6153				204 338 00 15
204 330 09 03	Cone Size: 18 mm Thread Measurement 1: M14x1,5 Thread Size 2: M14x1,5			3279	3280			Cone Size: 18 mm Thread Measurement 1: M14x1,5 Thread Size 2: M14x1,5	204 330 10 03
203 330 01 11	Control Arm Aluminium			1582	1583			Control Arm Aluminium	203 330 02 11
204 350 21 06	for camber brace			2231	2231			for camber brace	204 350 21 06
204 350 21 06	for camber brace			2232	2232			for camber brace	204 350 21 06
204 350 05 53				2235	2235				204 350 05 53
204 350 05 53				2236	2236				204 350 05 53
204 333 11 14	Control Arm Mounting Type: Hydro Bearing			2237	2237			Control Arm Mounting Type: Hydro Bearing	204 333 11 14
204 350 05 53				11091	11092				204 350 06 53
204 320 05 89				5286	5285				204 320 04 89
204 352 10 65				2229	2229				204 352 10 65
204 350 15 06	for pull rod			2233	2233			for pull rod	204 350 15 06
204 350 15 06	for pull rod			2234	2234			for pull rod	204 350 15 06



6153



6153

3279



3280

1582



1583

2231



2231

2232



2232

2235



2235

2236



2236

2237



2237

MERCEDES-BENZ

E-CLASS (A207, C207)

-10,2015



E-CLASS (W124, A124, C124, S124)					06.1993 - 06.1995				
OEM	Info	F / R	Type			Type	F / R	Info	OEM
124 330 14 03				11099	11100				124 330 15 03
124 330 20 03				11101					
124 330 08 03				11093	11094				124 330 09 03
129 330 03 03				11098	11117				129 330 02 03
124 460 12 05				11095	11095				124 460 12 05
124 460 14 05				11102	11102				124 460 14 05
000 338 54 10	Thread Size: M14x1,5 with right-hand thread			3282	3282			Thread Size: M14x1,5 with right-hand thread	000 338 54 10
000 338 59 10	for OE No.: A 124 330 09 03 with left-hand thread Thread Size: M14x1,5			3538	3539			for OE No.: A 124 330 08 03 with left-hand thread Thread Size: M14x1,5	000 338 56 10
000 338 51 10	for OE No.: 124 330 08 03 with right-hand thread Thread Size: M14x1,5			3540	3540			for OE No.: 124 330 08 03 with right-hand thread Thread Size: M14x1,5	000 338 51 10
001 330 38 35	with left-hand thread Thread Size: M14x1,5			3297	3297			with left-hand thread Thread Size: M14x1,5	001 330 38 35
001 330 55 35	with left-hand thread Thread Size: M14x1,5			3298	3298			with left-hand thread Thread Size: M14x1,5	001 330 55 35
001 330 53 35	with left-hand thread Thread Size: M14x1,5			3299	3299			with left-hand thread Thread Size: M14x1,5	001 330 53 35
124 333 01 27	with accessories			4121	4121			with accessories	124 333 01 27
124 330 30 07	Control Arm with ball joint, with rubber mounting with accessories Sheet Steel			1364	1365			Control Arm with ball joint, with rubber mounting with accessories Sheet Steel	124 330 31 07
124 333 42 14				2217	2217				124 333 42 14
124 333 43 14				2218	2218				124 333 43 14
201 350 19 53	Length: 245 mm Cone Size: 14 mm Guide Rod without add-on material			11089	11089			Length: 245 mm Cone Size: 14 mm Guide Rod without add-on material	201 350 19 53
124 350 01 53	with add-on material			11090	11090			with add-on material	124 350 01 53
124 320 02 89	Suspension Rod Plastic with accessories			5476	5476			Suspension Rod Plastic with accessories	124 320 02 89
124 352 43 65	for control arm			2215	2215			for control arm	124 352 43 65
124 352 36 65	for control arm			2216	2216			for control arm	124 352 36 65
124 352 90 65				2424	2424				124 352 90 65
210 352 09 65	Mounting Type: Rubber-metal Bearing Pull Rod			2222	2222			Mounting Type: Rubber-metal Bearing Pull Rod	210 352 09 65
124 350 05 75				2425	2425				124 350 05 75





11099



11101



11093



11098



11095



11102



3282



3538



3540



3297



3298



3299



4121



1364



2217



ENZ
11100



11094



11117



11095



11102



3282



3539



3540



3297



3298



3299



4121



1365



2217

MERCEDES-BENZ



2218



2218



11089



11089



11090



11090



5476



5476



2215



2215



2216



2216



2424



2424



2222



2222

E-CLASS (W210, S210)

06.1995 - 02.2015



2425



2425

MERCEDES-BENZ

E-CLASS (W210, S210)						06.1995 - 02.2015			
OEM	Info	F / R	Type		Type	F / R	Info	OEM	
210 338 04 15	with right-hand thread Thread Size: M16x1,5			6332	6332		with right-hand thread Thread Size: M16x1,5	210 338 04 15	
210 338 11 15	Length: 206 mm Thread Measurement 1: M16x1,5 Thread Size 2: M14x1,5			6159	6159		Length: 206 mm Thread Measurement 1: M16x1,5 Thread Size 2: M14x1,5	210 338 11 15	
210 320 21 89	Suspension Rod with accessories			5295	5296		Suspension Rod with accessories	210 320 22 89	
210 338 05 15	with accessories with right-hand thread			3300	3301		with accessories with right-hand thread	210 338 06 15	
210 338 09 15	Length: 204,5 mm Cone Size: 18 mm Thread Measurement 1: M14x1,5 Thread Size 2: M14x1,5			3302	3303		Length: 204,5 mm Cone Size: 18 mm Thread Measurement 1: M14x1,5 Thread Size 2: M14x1,5	210 338 10 15	
202 333 00 27	with accessories			4040	4040		with accessories	202 333 00 27	
210 330 34 07	Control Arm without ball joint, with rubber mounting Sheet Steel			1386	1387		Control Arm without ball joint, with rubber mounting Sheet Steel	210 330 35 07	
208 330 13 07	Control Arm with rubber mounting			1375	1376		Control Arm with rubber mounting Sheet Steel	208 330 14 07	
210 333 60 14	for control arm Mounting Type: Hydro Bearing Inner Diameter: 15 mm Outer Diameter: 60 mm Thickness/Strength: 97,0 mm			2252	2252		for control arm Mounting Type: Hydro Bearing Inner Diameter: 15 mm Outer Diameter: 60 mm Thickness/Strength: 97,0 mm	210 333 60 14	
210 333 55 14	Thickness/Strength: 47,0 mm Inner Diameter: 20 mm Outer Diameter: 70 mm Mounting Type: Rubber-metal Bearing			2253	2253		Thickness/Strength: 47,0 mm Inner Diameter: 20 mm Outer Diameter: 70 mm Mounting Type: Rubber-metal Bearing	210 333 55 14	
202 333 77 14	for control arm Mounting Type: Rubber-metal Bearing			2240	2240		for control arm Mounting Type: Rubber-metal Bearing	202 333 77 14	
201 350 19 53	Length: 245 mm Cone Size: 14 mm Guide Rod without add-on material			11089	11089		Length: 245 mm Cone Size: 14 mm Guide Rod without add-on material	201 350 19 53	
124 350 01 53	with add-on material			11090	11090		with add-on material	124 350 01 53	
124 320 02 89	Suspension Rod Plastic with accessories			5476	5476		Suspension Rod Plastic with accessories	124 320 02 89	
124 320 04 89	Suspension Rod Metal			5297	5297		Suspension Rod Metal	124 320 04 89	
124 352 43 65	for control arm			2215	2215		for control arm	124 352 43 65	
124 352 36 65	for control arm			2216	2216		for control arm	124 352 36 65	
124 352 90 65				2424	2424			124 352 90 65	
210 352 09 65	Mounting Type: Rubber-metal Bearing Pull Rod			2222	2222		Mounting Type: Rubber-metal Bearing Pull Rod	210 352 09 65	
124 350 05 75				2425	2425			124 350 05 75	



6332



6332

6159




6159

5295



5296

MERCEDES-BENZ



MERCEDES-BENZ

E-CLASS (W210, S210)

06.1995 - 02.2015



E-CLASS (W211, S211)				03.2002 - 08.2015					
OEM	Info	F / R	Type			Type	F / R	Info	OEM
220 338 07 15				6156	6156				220 338 07 15
211 338 00 15	Outer Thread: M14x1,5 mm Thread Size: M16x1,5 Length: 220,6 mm			6333	6333			Outer Thread: M14x1,5 mm Thread Size: M16x1,5 Length: 220,6 mm	211 338 00 15
211 320 09 89	Coupling Rod			5292	5293			Coupling Rod	211 320 10 89
211 330 01 03	with accessories			3295	3296			with accessories	211 330 02 03
220 338 13 15				3304	3305				220 338 14 15
211 323 00 68	with accessories			4124	4124			with accessories	211 323 00 68
000 330 10 07				4125	4125				000 330 10 07
211 330 02 35	with fastening material Thread Size: M14x1,5			4126	4126			with fastening material Thread Size: M14x1,5	211 330 02 35
211 330 81 07	Control Arm			1590	1381			Control Arm	211 330 82 07
211 330 11 11				1382	1591				211 330 12 11
211 330 01 38				1592	1385				211 330 01 38
210 333 60 14	for control arm Mounting Type: HydroBearing Inner Diameter: 15 mm Outer Diameter: 60 mm Thickness/Strength: 97,0 mm			2252	2252			for control arm Mounting Type: HydroBearing Inner Diameter: 15 mm Outer Diameter: 60 mm Thickness/Strength: 97,0 mm	210 333 60 14
211 333 11 14				2246	2246				211 333 11 14
211 333 19 14	Control Arm			2254	2254			Control Arm	211 333 19 14
211 330 67 07	for control arm			2248	2248			for control arm	211 330 67 07
204 353 00 43	for control arm			2228	2228			for control arm	204 353 00 43
211 333 29 14				2250	2250				211 333 29 14
211 320 33 89	Suspension Rod			5294	5294			Suspension Rod	211 320 33 89
220 352 02 65	for control arm			2247	2247			for control arm	220 352 02 65
230 350 27 06	Camber Link			2249	2249			Camber Link	230 350 27 06



MERCEDES-BENZ

E-CLASS (W211, S211)

03.2002 - 08.2015

































MERCEDES-BENZ

E-CLASS (W211, S211)

03.2002 - 08.2015



E-CLASS (W212, S212)										-9,2015
OEM	Info	F/R	Type			Type	F/R	Info	OEM	
204 338 03 15	Length: 241,6 mm Thread Measurement 1:M16x1,5 Thread Size 2:M14x1,5			6331	6331			Length: 241,6 mm Thread Measurement 1:M16x1,5 Thread Size 2:M14x1,5	204 338 03 15	
212 330 21 03	Thread Measurement 1:M14x1,5 Thread Size 2:M16x1,5			6334	6334			Thread Measurement 1:M14x1,5 Thread Size 2:M16x1,5	212 330 21 03	
212 330 23 03				3541	3292				212 330 22 03	
212 330 24 03	for vehicles with electric power steering			3293	3294			for vehicles with electric power steering	212 330 27 03	
212 333 00 14	for pull rod			2255	2255			for pull rod	212 333 00 14	
204 350 21 06	for camber brace			2231	2231			for camber brace	204 350 21 06	
204 350 21 06	for camber brace			2232	2232			for camber brace	204 350 21 06	
204 350 05 53				2235	2235				204 350 05 53	
204 350 05 53				2236	2236				204 350 05 53	
212 333 05 14				2256	2256				212 333 05 14	
204 350 05 53				11091	11092				204 350 06 53	
204 320 05 89				5286	5285				204 320 04 89	
204 352 10 65				2229	2229				204 352 10 65	
204 350 15 06	for pull rod			2233	2233			for pull rod	204 350 15 06	
204 350 15 06	for pull rod			2234	2234			for pull rod	204 350 15 06	



MERCEDES-BENZ

E-CLASS (W212, S212)

-9,2015



MERCEDES-BENZ

E-CLASS (W212, S212)

-9,2015



G-CLASS (W460, W461, W463)								03.1979 - 08.1993	
OEM	Info	F / R	Type			Type	F / R	Info	OEM
460 330 09 03				11103	11103				460 330 09 03
460 463 01 15	Push Rod with right-hand thread			10003	10003			Push Rod with right-hand thread	460 463 01 15
460 330 07 03	Fr.Axle No.: AL0/1C Adjustable			11104	11104			Fr.Axle No.: AL0/1C Adjustable	460 330 07 03
460 330 19 03				11105	11105				460 330 19 03
460 463 55 15	Push Rod			10004	10004			Push Rod	460 463 55 15
	with left-hand thread			3176	3177			with right-hand thread	001 330 48 35
	with left-hand thread			3176	3177			with right-hand thread	001 330 48 35
601 330 04 35	Length: 95 mm Cone Size: 18 mm Thread Size: M20x1,5 with right-hand thread with accessories Outer Thread: M20x1,5 mm			3497	3497			Length: 95 mm Cone Size: 18 mm Thread Size: M20x1,5 with right-hand thread with accessories Outer Thread: M20x1,5 mm	601 330 04 35
602 330 02 35	with right-hand thread Inner Thread: M22x1,5 mm			3306	3306			with right-hand thread Inner Thread: M22x1,5 mm	602 330 02 35
460 352 05 65				2257	2257				460 352 05 65

MERCEDES-BENZ

MERCEDES-BENZ

G-CLASS (W460, W461, W463)

03.1979 - 08.1993



11103



11103



10003



10003



11104



11104



11105



11105



10004



10004



3176

3177



3176

3177



3497



3497



3306



3306



2257




2257

MERCEDES-BENZ

GL-CLASS (X164)								-6,2015	
OEM	Info	F / R	Type			Type	F / R	Info	OEM
164 460 00 05	Length: 208 mm Thread Measurement 1:M16x1,5 Thread Size 2:M14x1,5			6335	6335			Length: 208 mm Thread Measurement 1:M16x1,5 Thread Size 2:M14x1,5	164 460 00 05
164 320 13 32				5298	5298				164 320 13 32
164 330 11 03	Inner Thread: M14x1,5mm			3307	3308			Inner Thread: M14x1,5mm	164 330 12 03



GLK-CLASS (X204)								-8,2015	
OEM	Info	F / R	Type			Type	F / R	Info	OEM
204 338 03 15	Length: 241,6 mm Thread Measurement 1:M16x1,5 Thread Size 2:M14x1,5			6331	6331			Length: 241,6 mm Thread Measurement 1:M16x1,5 Thread Size 2:M14x1,5	204 338 03 15
204 330 19 03	Thread Measurement 1:M14x1,5 Thread Size 2:M14x1,5			3309	3310			Thread Measurement 1:M14x1,5 Thread Size 2:M14x1,5	204 330 20 03
204 350 05 53				2235	2235				204 350 05 53
204 350 05 53				2236	2236				204 350 05 53
204 320 05 89				5286	5285				204 320 04 89
204 352 10 65				2229	2229				204 352 10 65



MERCEDES-BENZ

HECKFLOSSE (W110, W111, W112)								08.1959 - 02.1968	
OEM	Info	F / R	Type			Type	F / R	Info	OEM
000 338 08 10	with accessories with left-hand thread Thread Size: M14x1,5			3269	3269			with accessories with left-hand thread Thread Size: M14x1,5	000 338 08 10
000 338 07 10	with right-hand thread with accessories			3051	3051			with right-hand thread with accessories	000 338 07 10



3269



3269



3051



3051



KOMBI Estate (S123)								09.1977 - 12.1985	
OEM	Info	F / R	Type			Type	F / R	Info	OEM
000 338 08 10	with accessories with left-hand thread Thread Size: M14x1,5			3269	3269			with accessories with left-hand thread Thread Size: M14x1,5	000 338 08 10
000 338 07 10	with right-hand thread with accessories			3051	3051			with right-hand thread with accessories	000 338 07 10
116 333 09 27				4127	4127				116 333 09 27
116 333 40 14	Thickness/Strength: 30,0mm Inner Diameter: 16 mm Outer Diameter: 41 mm Mounting Type: Rubber-metal Bearing Width: 30,0mm			2251	2251			Thickness/Strength: 30,0mm Inner Diameter: 16 mm Outer Diameter: 41 mm Mounting Type: Rubber-metal Bearing Width: 30,0mm	116 333 40 14
123 320 09 89	Suspension Rod Plastic with accessories			5475	5475			Suspension Rod Plastic with accessories	123 320 09 89



3269



3269



3051



3051



4127



4127



KOMBI Estate (S123)								09.1977 - 12.1985	
2251									2251
5475									5475

2251




2251



5475



5475



MERCEDES-BENZ

KOMBI Estate (S124)						09.1985 - 06.1993			
OEM	Info	F / R	Type			Type	F / R	Info	OEM
124 330 14 03				11099	11100				124 330 15 03
124 330 08 03				11093	11094				124 330 09 03
124 460 08 05				11096	11096				124 460 08 05
124 460 09 05				11097	11097				124 460 09 05
124 460 12 05				11095	11095				124 460 12 05
000 338 54 10	Thread Size: M14x1,5 with right-hand thread			3282	3282			Thread Size: M14x1,5 with right-hand thread	000 338 54 10
000 338 59 10	for OE No.: A 124 330 09 03 with left-hand thread Thread Size: M14x1,5			3538	3539			for OE No.: A 124 330 08 03 with left-hand thread Thread Size: M14x1,5	000 338 56 10
000 338 51 10	for OE No.: 124 330 08 03 with right-hand thread Thread Size: M14x1,5			3540	3540			for OE No.: 124 330 08 03 with right-hand thread Thread Size: M14x1,5	000 338 51 10
001 330 38 35	with left-hand thread Thread Size: M14x1,5			3297	3297			with left-hand thread Thread Size: M14x1,5	001 330 38 35
124 333 01 27	with accessories			4121	4121			with accessories	124 333 01 27
124 330 30 07	Control Arm with ball joint, with rubber mounting with accessories Sheet Steel			1364	1365			Control Arm with ball joint, with rubber mounting with accessories Sheet Steel	124 330 31 07
124 333 42 14				2217	2217				124 333 42 14
124 333 43 14				2218	2218				124 333 43 14
201 350 19 53	Length: 245 mm Cone Size: 14 mm Guide Rod without add-on material			11089	11089			Length: 245 mm Cone Size: 14 mm Guide Rod without add-on material	201 350 19 53
124 350 01 53	with add-on material			11090	11090			with add-on material	124 350 01 53
124 320 04 89	Suspension Rod Metal			5297	5297			Suspension Rod Metal	124 320 04 89
124 352 43 65	for control arm			2215	2215			for control arm	124 352 43 65
124 352 36 65	for control arm			2216	2216			for control arm	124 352 36 65
124 352 90 65				2424	2424				124 352 90 65
210 352 09 65	Mounting Type: Rubber-metal Bearing Pull Rod			2222	2222			Mounting Type: Rubber-metal Bearing Pull Rod	210 352 09 65
124 350 05 75				2425	2425				124 350 05 75



11099



11100



11093



11094



11096



11096



11097



11097



11095



11095



3282



3282



MERCEDES-BENZ

KOMBI Estate (S124)

09.1985 - 06.1993



3539



3540



3297



4121



1365



2217



2218



11089



11090



5297



2215



2216

MERCEDES-BENZ

KOMBI Estate (S124)

09.1985 - 06.1993



2424



2222



2425



2424



2222



2425

M-CLASS (W163)

02.1998 - 05.2015

OEM	Info	F / R	Type			Type	F / R	Info	OEM
163 330 01 03	Length: 208 mm Thread Measurement 1:M16x1,5 Thread Size 2: M14x1,5			3311	3312			Length: 208 mm Thread Measurement 1:M16x1,5 Thread Size 2: M14x1,5	163 330 04 03
163 330 00 35				4128	4128				163 330 00 35
163 333 00 01	Control Arm Aluminium			1388	1389			Control Arm Aluminium	163 333 01 01
163 338 02 15	Thread Measurement 1:M16x1,5 Thread Size 2: M16x1,5			6163	6163			Thread Measurement 1:M16x1,5 Thread Size 2: M16x1,5	163 338 02 15
163 350 00 53	Length: 378 mm Thread Size 2: M14x1,5			11107	11106			Length: 378 mm Thread Size 2: M14X1,5	163 350 01 53
163 350 00 13				4129	4129				163 350 00 13
163 352 04 01	Control Arm			1390	1391			Control Arm	163 352 05 01



3311



3312

4128



4128

1388



1389



6163



6163

11107



11106

4129



4129

MERCEDES-BENZ

M-CLASS (W164) -5,2015

1390



1391



M-CLASS (W164) -5,2015

OEM	Info	F / R	Type			Type	F / R	Info	OEM
164 460 00 05	Length: 208 mm Thread Measurement 1: M16x1,5 Thread Size 2: M14x1,5			6335	6335			Length: 208 mm Thread Measurement 1: M16x1,5 Thread Size 2: M14x1,5	164 460 00 05
164 320 13 32				5298	5298				164 320 13 32
164 330 11 03	Inner Thread: M14x1,5mm			3307	3308			Inner Thread: M14x1,5mm	164 330 12 03
164 330 09 35				4130	4130				164 330 09 35
164 320 12 32				5299	5299				164 320 12 32



6335



6335



5298



5298



3307



3308



4130



4130



5299

5299

PAGODE (W113) 01.1963 - 12.1971

OEM	Info	F / R	Type			Type	F / R	Info	OEM
000 338 07 10	with right-hand thread with accessories			3051	3051			with right-hand thread with accessories	000 338 07 10







3051







3051











MERCEDES-BENZ

PONTON (W120, W121)								01.1953 - 12.1962	
OEM	Info	F / R	Type			Type	F / R	Info	OEM
000 338 08 10	with accessories with left-hand thread Thread Size: M14x1,5			3269	3269			with accessories with left-hand thread Thread Size: M14x1,5	000 338 08 10
000 338 07 10	with right-hand thread with accessories			3051	3051			with right-hand thread with accessories	000 338 07 10



PONTON (W128, W180)								01.1958 - 08.1959	
OEM	Info	F / R	Type			Type	F / R	Info	OEM
000 338 08 10	with accessories with left-hand thread Thread Size: M14x1,5			3269	3269			with accessories with left-hand thread Thread Size: M14x1,5	000 338 08 10
000 338 07 10	with right-hand thread with accessories			3051	3051			with right-hand thread with accessories	000 338 07 10











R-CLASS (W251, V251)								-6, 2015	
OEM	Info	F / R	Type			Type	F / R	Info	OEM
164 460 00 05	Length: 208 mm Thread Measurement 1: M16x1,5 Thread Size 2: M14x1,5			6335	6335			Length: 208 mm Thread Measurement 1: M16x1,5 Thread Size 2: M14x1,5	164 460 00 05
164 320 13 32				5298	5298				164 320 13 32
164 330 09 35				4130	4130				164 330 09 35
164 320 12 32				5299	5299				164 320 12 32



5299

5299

MERCEDES-BENZ

Saloon (W123)								01.1976 - 12.1985		
OEM	Info	F / R	Type			Type	F / R	Info	OEM	
000 338 08 10	with accessories with left-hand thread Thread Size: M14x1,5			3269	3269			with accessories with left-hand thread Thread Size: M14x1,5	000 338 08 10	
000 338 07 10	with right-hand thread with accessories			3051	3051			with right-hand thread with accessories	000 338 07 10	
115 352 30 65				2214	2214				115 352 30 65	
123 320 09 89	Suspension Rod Plastic with accessories			5475	5475			Suspension Rod Plastic with accessories	123 320 09 89	



3269



3269



3051



3051



2214




2214



5475



5475



MERCEDES-BENZ

Saloon (W124)						12.1984 - 06.1993			
OEM	Info	F / R	Type			Type	F / R	Info	OEM
124 330 14 03				11099	11100				124 330 15 03
124 330 20 03				11101					
124 330 08 03				11093	11094				124 330 09 03
129 330 03 03				11098	11117				129 330 02 03
124 460 08 05				11096	11096				124 460 08 05
124 460 09 05				11097	11097				124 460 09 05
124 460 12 05				11095	11095				124 460 12 05
124 460 14 05				11102	11102				124 460 14 05
000 338 54 10	Thread Size: M14x1,5 with right-hand thread			3282	3282			Thread Size: M14x1,5 with right-hand thread	000 338 54 10
000 338 59 10	for OE No.: A 124 330 09 03 with left-hand thread Thread Size: M14x1,5			3538	3539			for OE No.: A 124 330 08 03 with left-hand thread Thread Size: M14x1,5	000 338 56 10
000 338 51 10	for OE No.: 124 330 08 03 with right-hand thread Thread Size: M14x1,5			3540	3540			for OE No.: 124 330 08 03 with right-hand thread Thread Size: M14x1,5	000 338 51 10
001 330 38 35	with left-hand thread Thread Size: M14x1,5			3297	3297			with left-hand thread Thread Size: M14x1,5	001 330 38 35
001 330 55 35	with left-hand thread Thread Size: M14x1,5			3298	3298			with left-hand thread Thread Size: M14x1,5	001 330 55 35
001 330 53 35	with left-hand thread Thread Size: M14x1,5			3299	3299			with left-hand thread Thread Size: M14x1,5	001 330 53 35
124 333 01 27	with accessories			4121	4121			with accessories	124 333 01 27
124 330 30 07	Control Arm with ball joint, with rubber mounting with accessories Sheet Steel			1364	1365			Control Arm with ball joint, with rubber mounting with accessories Sheet Steel	124 330 31 07
124 333 42 14				2217	2217				124 333 42 14
124 333 43 14				2218	2218				124 333 43 14
201 350 19 53	Length: 245 mm Cone Size: 14 mm Guide Rod without add-on material			11089	11089			Length: 245 mm Cone Size: 14 mm Guide Rod without add-on material	201 350 19 53
124 350 01 53	with add-on material			11090	11090			with add-on material	124 350 01 53
124 320 02 89	Suspension Rod Plastic with accessories			5476	5476			Suspension Rod Plastic with accessories	124 320 02 89
124 352 43 65	for control arm			2215	2215			for control arm	124 352 43 65
124 352 36 65	for control arm			2216	2216			for control arm	124 352 36 65
124 352 90 65				2424	2424				124 352 90 65
210 352 09 65	Mounting Type: Rubber-metal Bearing Pull Rod			2222	2222			Mounting Type: Rubber-metal Bearing Pull Rod	210 352 09 65
124 350 05 75				2425	2425				124 350 05 75



11099



11100

11101



11093



11094

11098



11117

MERCEDES-BENZ

Saloon (W124)

12.1984 - 06.1993



MERCEDES-BENZ

Saloon (W124)

12.1984 - 06.1993



MERCEDES-BENZ

S-CLASS (W108, W109)								01.1966 - 08.1972	
OEM	Info	F / R	Type			Type	F / R	Info	OEM
000 338 08 10	with accessories with left-hand thread Thread Size: M14x1,5			3269	3269			with accessories with left-hand thread Thread Size: M14x1,5	000 338 08 10
000 338 07 10	with right-hand thread with accessories			3051	3051			with right-hand thread with accessories	000 338 07 10



3269



3051



3269



3051

S-CLASS (W116)								08.1972 - 07.1980	
OEM	Info	F / R	Type			Type	F / R	Info	OEM
126 330 03 03				11108	11108				126 330 03 03
116 330 02 03				11109	11109				116 330 02 03
000 338 08 10	with accessories with left-hand thread Thread Size: M14x1,5			3269	3269			with accessories with left-hand thread Thread Size: M14x1,5	000 338 08 10
000 338 07 10	with right-hand thread with accessories			3051	3051			with right-hand thread with accessories	000 338 07 10
116 333 09 27				4127	4127				116 333 09 27
116 333 40 14	Thickness/Strength: 30,0mm Inner Diameter: 16 mm Outer Diameter: 41 mm Mounting Type: Rubber-metal Bearing Width: 30,0mm			2251	2251			Thickness/Strength: 30,0mm Inner Diameter: 16 mm Outer Diameter: 41 mm Mounting Type: Rubber-metal Bearing Width: 30,0mm	116 333 40 14
115 352 30 65				2214	2214				115 352 30 65



11108



11109



11108



11109

3269



3051



3269



3051

4127



2251



4127



2251

MERCEDES-BENZ

S-CLASS (W126, C126)

10.1979 - 06.1991

2214



2214



S-CLASS (W126, C126)				10.1979 - 06.1991					
OEM	Info	F / R	Type			Type	F / R	Info	OEM
126 330 03 03				11108	11108				126 330 03 03
116 330 02 03				11109	11109				116 330 02 03
126 460 06 05				11110	11110				126 460 06 05
126 460 07 05				11111	11111				126 460 07 05
000 338 08 10	with accessories with left-hand thread Thread Size: M14x1,5			3269	3269			with accessories with left-hand thread Thread Size: M14x1,5	000 338 08 10
000 338 07 10	with right-hand thread with accessories			3051	3051			with right-hand thread with accessories	000 338 07 10
116 333 09 27				4127	4127				116 333 09 27
126 330 06 07	Control Arm with rubber mounting Aluminium			1392	1393			Control Arm with rubber mounting Aluminium	126 330 07 07
116 333 40 14	Thickness/Strength: 30,0mm Inner Diameter: 16 mm Outer Diameter: 41 mm Mounting Type: Rubber-metal Bearing Width: 30,0 mm			2251	2251			Thickness/Strength: 30,0mm Inner Diameter: 16 mm Outer Diameter: 41 mm Mounting Type: Rubber-metal Bearing Width: 30,0 mm	116 333 40 14
115 352 30 65				2214	2214				115 352 30 65
123 320 09 89	Suspension Rod Plastic with accessories			5475	5475			Suspension Rod Plastic with accessories	123 320 09 89



11108



11108

11109



11109

11110



11110

11111



11111

3269



3269

3051



3051

MERCEDES-BENZ

S-CLASS (W126, C126)

10.1979 - 06.1991



S-CLASS (W140, C140)

02.1991 - 10.1998

OEM	Info	F / R	Type			Type	F / R	Info	OEM
140 330 00 03				11112	11112				140 330 00 03
140 460 08 05				11113	11113				140 460 08 05
140 320 11 89	Suspension Rod with accessories			5300	5301			Suspension Rod with accessories	140 320 12 89
001 330 62 35	with right-hand thread Thread Size: M16x1,5			3313	3313			with right-hand thread Thread Size: M16x1,5	001 330 62 35
001 330 63 35	with left-hand thread Thread Size: M16x1,5			3314	3314			with left-hand thread Thread Size: M16x1,5	001 330 63 35
140 333 03 27	Thread Measurement 1: M14x1,5 Thread Size 2: M18x1,5 Cone Size: 22 mm			4131	4131			Thread Measurement 1: M14x1,5 Thread Size 2: M18x1,5 Cone Size: 22 mm	140 333 03 27
140 330 43 07	Control Arm with rubber mounting Sheet Steel			1396	1396			Control Arm with rubber mounting Sheet Steel	140 330 43 07
140 330 54 07	Control Arm Aluminium with rubber mounting			1593	1395			Control Arm Aluminium with rubber mounting	140 330 55 07
140 333 17 14	Mounting Type: Rubber-metal Bearing			2258	2258			Mounting Type: Rubber-metal Bearing	140 333 17 14
140 333 18 14				2259	2259				140 333 18 14
140 320 08 89	Suspension Rod Steel with accessories			5302	5302			Suspension Rod Steel with accessories	140 320 08 89
140 352 29 65	Thickness/Strength: 58,0mm Inner Diameter: 12 mm Outer Diameter: 51 mm			2260	2260			Thickness/Strength: 58,0mm Inner Diameter: 12 mm Outer Diameter: 51 mm	140 352 29 65
140 352 44 65	Pressure Rod Inner Diameter: 12,1 mm Outer Diameter: 41,5 mm			2426	2426			Pressure Rod Inner Diameter: 12,1 mm Outer Diameter: 41,5 mm	140 352 44 65
140 352 45 65	Camber Link			2427	2427			Camber Link	140 352 45 65
140 352 46 65	Push Rod Inner Diameter: 12,1 mm Outer Diameter: 38,5 mm			2428	2428			Push Rod Inner Diameter: 12,1 mm Outer Diameter: 38,5 mm	140 352 46 65



11113



11113



5300



5301



3313



3313



3314



3314



4131



4131



1396



1396



1593



1395



2258



2258



2259



2259



5302



5302



2260



2260



2426



2426



MERCEDES-BENZ

S-CLASS (W140, C140)

02.1991 - 10.1998

2427



2427



2428



2428



S-CLASS (W220, C215)

10.1998 - 05.2015

OEM	Info	F / R	Type			Type	F / R	Info	OEM
220 338 07 15				6156	6156				220 338 07 15
220 320 16 89	Suspension Rod			5304	5303			Suspension Rod	220 320 15 89
220 320 33 89	Length: 233,5 mm Coupling Rod			5305	5306			Length: 233,5 mm Coupling Rod	220 320 34 89
220 338 13 15				3304	3305				220 338 14 15
220 338 05 15	for right-hand thread Inner Thread: M14x1,5 mm with accessories			3315	3315			for right-hand thread Inner Thread: M14x1,5 mm with accessories	220 338 05 15
211 323 00 68	with accessories			4124	4124			with accessories	211 323 00 68
211 330 02 35	with fastening material Thread Size: M14x1,5			4126	4126			with fastening material Thread Size: M14x1,5	211 330 02 35
220 330 14 07	Control Arm with rubber mounting with accessories Aluminium			1397	1398			Control Arm with rubber mounting with accessories Aluminium	220 330 15 07
210 333 60 14	for control arm Mounting Type: Hydro Bearing Inner Diameter: 15 mm Outer Diameter: 60 mm Thickness/Strength: 97,0 mm			2252	2252			for control arm Mounting Type: Hydro Bearing Inner Diameter: 15 mm Outer Diameter: 60 mm Thickness/Strength: 97,0 mm	210 333 60 14
220 333 18 14				2261	2261				220 333 18 14
220 350 01 53	Guide Rod			11114	11114			Guide Rod	220 350 01 53
140 320 08 89	Suspension Rod Steel with accessories			5302	5302			Suspension Rod Steel with accessories	140 320 08 89
220 330 18 11				1399	1400				220 330 17 11
220 352 00 65	Guide Rod			2429	2429			Guide Rod	220 352 00 65
220 352 02 65	for control arm			2247	2247			for control arm	220 352 02 65
140 352 44 65	Pressure Rod Inner Diameter: 12,1 mm Outer Diameter: 41,5 mm			2426	2426			Pressure Rod Inner Diameter: 12,1 mm Outer Diameter: 41,5 mm	140 352 44 65
140 352 45 65	Camber Link			2427	2427			Camber Link	140 352 45 65



6156



6156



5304



5303



5305



5306



3304



3305



MERCEDES-BENZ



MERCEDES-BENZ

S-CLASS (W221, C216)										-5,2015
OEM	Info	F / R	Type			Type	F / R	Info	OEM	
204 338 03 15	Length: 241,6 mm Thread Measurement 1: M16x1,5 Thread Size 2: M14x1,5			6331	6331			Length: 241,6 mm Thread Measurement 1: M16x1,5 Thread Size 2: M14x1,5	204 338 03 15	
221 330 16 03	Length: 245 mm Thread Measurement 1: M16x1,5 Thread Size 2: M14x1,5			6164	6164			Length: 245 mm Thread Measurement 1: M16x1,5 Thread Size 2: M14x1,5	221 330 16 03	
221 320 01 89	Suspension Rod Length: 238,00 mm Pipe Ø: 10 mm			5307	5308			Suspension Rod Length: 238,00 mm Pipe Ø: 10 mm	221 320 02 89	
221 320 15 89				5309	5310				221 320 16 89	
221 330 19 03	Thread Measurement 1: M14x1,5 Thread Size 2: M14x1,5			3542	3543			Thread Measurement 1: M14x1,5 Thread Size 2: M14x1,5	221 330 20 03	
221 330 15 03	Length: 188 mm Cone Size: 19 mm Thread Measurement 1: M14x1,5 Thread Size 2: M14x1,5			3318	3318			Length: 188 mm Cone Size: 19 mm Thread Measurement 1: M14x1,5 Thread Size 2: M14x1,5	221 330 15 03	
221 330 03 07	Control Arm Cone Size: 14 mm			1401	1402			Control Arm Cone Size: 14 mm	221 330 04 07	
221 330 87 07	Control Arm Cast Steel			1403	1404			Control Arm Cast Steel	221 330 88 07	
221 333 07 14	for control arm			2262	2262			for control arm	221 333 07 14	
221 333 08 14				2263	2263				221 333 08 14	
221 333 19 14				2264	2264				221 333 19 14	
221 350 11 53				11115	11116				221 350 12 53	
221 320 19 89	Suspension Rod			5311	5312			Suspension Rod	221 320 22 89	
220 352 02 65	for control arm			2247	2247			for control arm	220 352 02 65	
221 352 11 65				2430	2430				221 352 11 65	
221 352 12 65				2431	2431				221 352 12 65	
221 352 13 65				2432	2432				221 352 13 65	
221 352 14 65				2433	2433				221 352 14 65	
221 352 21 65				2434	2434				221 352 21 65	
221 352 22 65				2435	2435				221 352 22 65	



6331



6331



6164



6164



5307



5308



5309



5310



3542



3543



3318



3318



MERCEDES-BENZ

1401



1402



2262



2263



2264



1404



2262



2263



2264



11115



5311

11116



5312

S-CLASS (W221, C216)

-5,2015

2247



2430



2431



2432



2433



2434



2247



2430



2431



2432



2433



2434



MERCEDES-BENZ

SL (R129)

03.1989 - 01.2015

2435



2435



SL (R129)		03.1989 - 01.2015							
OEM	Info	F / R	Type			Type	F / R	Info	OEM
129 330 02 03				11117	11098				129 330 03 03
129 460 04 05				11118	11118				129 460 04 05
001 330 55 35	with left-hand thread Thread Size: M14x1,5			3298	3298			with left-hand thread Thread Size: M14x1,5	001 330 55 35
001 330 53 35	with left-hand thread Thread Size: M14x1,5			3299	3299			with left-hand thread Thread Size: M14x1,5	001 330 53 35
124 333 01 27	with accessories			4121	4121			with accessories	124 333 01 27
124 330 30 07	Control Arm with ball joint, with rubber mounting with accessories Sheet Steel			1364	1365			Control Arm with ball joint, with rubber mounting with accessories Sheet Steel	124 330 31 07
124 333 42 14				2217	2217				124 333 42 14
124 333 43 14				2218	2218				124 333 43 14
201 350 19 53	Length: 245 mm Cone Size: 14 mm Guide Rod without add-on material			11089	11089			Length: 245 mm Cone Size: 14 mm Guide Rod without add-on material	201 350 19 53
124 350 01 53	with add-on material			11090	11090			with add-on material	124 350 01 53
124 320 02 89	Suspension Rod Plastic with accessories			5476	5476			Suspension Rod Plastic with accessories	124 320 02 89
124 352 43 65	for control arm			2215	2215			for control arm	124 352 43 65
124 352 90 65				2424	2424				124 352 90 65
210 352 09 65	Mounting Type: Rubber-metal Bearing Pull Rod			2222	2222			Mounting Type: Rubber-metal Bearing Pull Rod	210 352 09 65
124 350 05 75				2425	2425				124 350 05 75



11117



11098

11118



11118

3298



3298

3299



3299

4121



4121

1364



1365

2217



2217

MERCEDES-BENZ

SL (R129)

03.1989 - 01.2015



SL (R230)					10.2001 - 12.2015				
OEM	Info	F / R	Type			Type	F / R	Info	OEM
220 338 07 15				6156	6156				220 338 07 15
220 338 05 15	for right-hand thread Inner Thread: M14x1,5 mm with accessories			3315	3315			for right-hand thread Inner Thread: M14x1,5 mm with accessories	220 338 05 15
000 330 10 07				4125	4125				000 330 10 07
211 330 02 35	with fastening material Thread Size: M14x1,5			4126	4126			with fastening material Thread Size: M14x1,5	211 330 02 35
211 330 11 11				1382	1591				211 330 12 11
211 333 11 14				2246	2246				211 333 11 14
204 353 00 43	for control arm			2228	2228			for control arm	204 353 00 43
211 333 29 14				2250	2250				211 333 29 14
211 320 33 89	Suspension Rod			5294	5294			Suspension Rod	211 320 33 89
220 352 02 65	for control arm			2247	2247			for control arm	220 352 02 65
230 350 27 06	Camber Link			2249	2249			Camber Link	230 350 27 06



MERCEDES-BENZ

SL (R230)

10.2001 - 12.2015



3315



3315



4125



4125



4126



4126



1382



1591



2246



2246



2228



2228



2250



2250



5294



5294



2247



2247



2249



2249

SL (R231)

-12,2015

OEM	Info	F / R	Type			Type	F / R	Info	OEM
231 330 12 00				6165	6165				231 330 12 00
231 330 11 00				3319	3319				231 330 11 00







6165











6165

MERCEDES-BENZ













SL (W121)								01.1955 - 12.1963		
OEM	Info	F / R	Type			Type	F / R	Info	OEM	
000 338 08 10	with accessories with left-hand thread Thread Size: M14x1,5			3269	3269			with accessories with left-hand thread Thread Size: M14x1,5	000 338 08 10	
000 338 07 10	with right-hand thread with accessories			3051	3051			with right-hand thread with accessories	000 338 07 10	




SL Coupe (C107)								05.1971 - 12.1989		
OEM	Info	F / R	Type			Type	F / R	Info	OEM	
000 338 08 10	with accessories with left-hand thread Thread Size: M14x1,5			3269	3269			with accessories with left-hand thread Thread Size: M14x1,5	000 338 08 10	
000 338 07 10	with right-hand thread with accessories			3051	3051			with right-hand thread with accessories	000 338 07 10	
124 333 01 27	with accessories			4121	4121			with accessories	124 333 01 27	
115 352 30 65				2214	2214				115 352 30 65	



MERCEDES-BENZ

SLK (R170)				04.1996 - 04.2015				
OEM	Info	F / R	Type		Type	F / R	Info	OEM
000 330 74 35	with accessories Length: 72 mm Cone Size: 16 mm Inner Thread: M12x1,5 mm with right-hand thread Thread Size: M12x1,5			3089	3089		with accessories Length: 72 mm Cone Size: 16 mm Inner Thread: M12x1,5 mm with right-hand thread Thread Size: M12x1,5	000 330 74 35
202 333 00 27	with accessories			4040	4040		with accessories	202 333 00 27
170 330 01 07	Control Arm with rubber mounting Sheet Steel			1584	1585		Control Arm with rubber mounting Sheet Steel	170 330 02 07
202 330 19 07	Control Arm with rubber mounting Sheet Steel			1586	1587		Control Arm with rubber mounting Sheet Steel	202 330 20 07
208 330 13 07	Control Arm with rubber mounting			1375	1376		Control Arm with rubber mounting Sheet Steel	208 330 14 07
202 333 77 14	for control arm Mounting Type: Rubber-metal Bearing			2240	2240		for control arm Mounting Type: Rubber-metal Bearing	202 333 77 14
202 333 62 14	for control arm Mounting Type: Rubber-metal Bearing			2241	2241		for control arm Mounting Type: Rubber-metal Bearing	202 333 62 14
201 350 19 53	Length: 245 mm Cone Size: 14 mm Guide Rod without add-on material			11089	11089		Length: 245 mm Cone Size: 14 mm Guide Rod without add-on material	201 350 19 53
124 350 01 53	with add-on material			11090	11090		with add-on material	124 350 01 53
124 352 36 65	for control arm			2216	2216		for control arm	124 352 36 65
124 352 90 65				2424	2424			124 352 90 65
210 352 09 65	Mounting Type: Rubber-metal Bearing Pull Rod			2222	2222		Mounting Type: Rubber-metal Bearing Pull Rod	210 352 09 65



MERCEDES-BENZ

SLK (R170) 04.1996 - 04.2015



SLK (R171) 03.2004 - 11.2015



SLK (R171) 03.2004 - 11.2015

OEM	Info	F / R	Type			Type	F / R	Info	OEM
171 338 00 15	Thread Size: M16x1,5			6336	6336			Thread Size: M16x1,5	171 338 00 15
171 323 00 17	Suspension Rod Length: 254,6 mm			5313	5313			Suspension Rod Length: 254,6 mm	171 323 00 17
203 330 19 03	with right-hand thread Inner Thread: M14x1,5mm			3286	3287			with right-hand thread Inner Thread: M14x1,5mm	203 330 20 03
203 330 19 11	Control Arm Steel			1588	1589			Control Arm Steel	203 330 20 11
203 333 02 14	Control Arm			2242	2242			Control Arm	203 333 02 14
203 333 03 14	Control Arm			2243	2243			Control Arm	203 333 03 14
124 320 02 89	Suspension Rod Plastic with accessories			5476	5476			Suspension Rod Plastic with accessories	124 320 02 89
124 352 36 65	for control arm			2216	2216			for control arm	124 352 36 65



MERCEDES-BENZ

SLK (R171)

03.2004 - 11.2015



SLK (R172)										-11,2015
OEM	Info	F / R	Type			Type	F / R	Info	OEM	
204 338 06 15				6155	6155				204 338 06 15	
204 330 09 03	Cone Size: 18 mm Thread Measurement 1: M14x1,5 Thread Size 2: M14x1,5			3279	3280			Cone Size: 18 mm Thread Measurement 1: M14x1,5 Thread Size 2: M14x1,5	204 330 10 03	
203 330 01 11	Control Arm Aluminium			1582	1583			Control Arm Aluminium	203 330 02 11	
204 333 04 14				2230	2230				204 333 04 14	
204 333 11 14	Control Arm Mounting Type: Hydro Bearing			2237	2237			Control Arm Mounting Type: Hydro Bearing	204 333 11 14	
124 352 43 65	for control arm			2215	2215			for control arm	124 352 43 65	
124 352 36 65	for control arm			2216	2216			for control arm	124 352 36 65	



MERCEDES-BENZ

SLK (R172) -11,2015



2237



2237



2215



2215



2216



2216

SLS AMG (C197) -10,2015

OEM	Info	F / R	Type			Type	F / R	Info	OEM
204 330 09 03	Cone Size: 18 mm Thread Measurement 1: M14x1,5 Thread Size 2: M14x1,5			3279	3280			Cone Size: 18 mm Thread Measurement 1: M14x1,5 Thread Size 2: M14x1,5	204 330 10 03



3279



3280

SPRINTER I (901, 902, 903, 904) 01.1995 - 06.2015

OEM	Info	F / R	Type			Type	F / R	Info	OEM
901 460 01 55	with accessories not for rim size: 16Inch			6167	6167			with accessories not for rim size: 16Inch	901 460 01 55
901 460 02 05	with accessories not for rim size: 16Inch not for well base rim			11119	11119			with accessories not for rim size: 16Inch not for well base rim	901 460 02 05
901 320 02 89				5314	5315				901 320 03 89
901 460 01 48	with accessories not for rim size: 16Inch			3499	3499			with accessories not for rim size: 16Inch	901 460 01 48
901 333 06 27	Ø1/ Ø2: 45,2 / 62 mm Cone Size: 26 mm			4132	4132			Ø1/ Ø2: 45,2 / 62 mm Cone Size: 26 mm	901 333 06 27
901 333 13 27	Cone Size: 26 mm			4238	4238			Cone Size: 26 mm	901 333 13 27
901 333 02 14				2265	2265				901 333 02 14
901 320 00 89				5316	5316				901 320 00 89



6167



6167



11119



11119



5314




5315


MERCEDES-BENZ

SPRINTER I (901, 902, 903, 904)

01.1995 - 06.2015



SPRINTER II (906)								-6,2015	
OEM	Info	F / R	Type			Type	F / R	Info	OEM
906 320 17 89	Suspension Rod Length: 137 mm Pipe Ø: 10			5317	5318			Suspension Rod	906 320 18 89
906 330 40 07				4133	4133				906 330 40 07
906 460 00 55	Thread Size 2: M16x1,5 Thread Measurement 1: M18x1,5 with accessories			6168	6168			Thread Size 2: M16x1,5 Thread Measurement 1: M18x1,5 with accessories	906 460 00 55
906 460 00 48	with accessories			3320	3320			with accessories	906 460 00 48



MERCEDES-BENZ

T1 / T2/LN1(601, 602)								05.1977 - 02.1996		
OEM	Info	F / R	Type			Type	F / R	Info	OEM	
601 330 04 35	Length: 95 mm Cone Size: 18 mm Thread Size: M20x1,5 with right-hand thread with accessories Outer Thread: M20x1,5 mm			3497	3497			Length: 95 mm Cone Size: 18 mm Thread Size: M20x1,5 with right-hand thread with accessories Outer Thread: M20x1,5 mm	601 330 04 35	



3497



3497

VANEO (414)								02.2002 - 05.2015		
OEM	Info	F / R	Type			Type	F / R	Info	OEM	
414 330 00 35	Thread Size 2: M14x1,5			6169	6169			Thread Size 2: M14x1,5	414 330 00 35	
414 320 01 89	Suspension Rod			5319	5319			Suspension Rod	414 320 01 89	
					3322			with accessories	414 333 01 35	
414 333 02 35	Thread Measurement 1: M14x1,5 Thread Size 2: M14x1,5 with accessories			3321						
414 333 01 27	with accessories			4135	4135			with accessories	414 333 01 27	



6169



6169

5319



5319

3322



3321



4135



4135



MERCEDES-BENZ

V-CLASS (638/2)						02.1996 - 03.2015				
OEM	Info	F / R	Type			Type	F / R	Info	OEM	
638 460 00 55	with right-hand thread Outer Thread 1: M 16x1,5mm			6170	6170			with right-hand thread Outer Thread 1: M 16x1,5 mm	638 460 00 55	
638 460 02 05				11120	11120				638 460 02 05	
638 323 02 68	Suspension Rod with accessories Outer Thread: M10x1,5 mm			5320	5321			Suspension Rod with accessories	638 323 03 68	
638 323 04 68	Suspension Rod with accessories			5323	5324			Suspension Rod with accessories	638 323 05 68	
638 460 00 48	Axle load: 1500 kg Inner Thread: M16x1,5 mm with right-hand thread with accessories			3323	3323			Axle load: 1500 kg Inner Thread: M16x1,5 mm with right-hand thread with accessories	638 460 00 48	
638 330 00 10	Control Arm			1405	1406			Control Arm	638 330 01 10	
638 333 08 14	Control Arm			2266	2266			Control Arm	638 333 08 14	
638 333 00 14	Control Arm			2268	2268			Control Arm	638 333 00 14	
638 326 00 16	Suspension Rod			5322	5322			Suspension Rod	638 326 00 16	
638 352 04 50	for control arm			2267	2267			for control arm	638 352 04 50	



MERCEDES-BENZ

VIANO (W639)

-3,2015

2267



2267



VIANO (W639)								-3,2015	
OEM	Info	F / R	Type			Type	F / R	Info	OEM
639 460 00 55	Thread Size: M16x1,5			6171	6171			Thread Size: M16x1,5	639 460 00 55
639 320 00 89	Suspension Rod			5325	5326			Suspension Rod	639 320 01 89
639 460 00 48	Length: 168,8 mm Cone Size: 20 mm Thread Measurement 1: M16x1,5 Thread Size 2: M14x1,5 with accessories			3324	3325			Length: 168,8 mm Cone Size: 20 mm Thread Measurement 1: M16x1,5 with accessories	639 460 03 48
639 330 04 10	with accessories			4136	4136			with accessories	639 330 04 10
639 330 04 10				1407	1408				639 330 05 10
638 333 08 14	Control Arm			2266	2266			Control Arm	638 333 08 14
638 333 00 14	Control Arm			2268	2268			Control Arm	638 333 00 14



6171



6171



5325



5326



3324



3325



4136



4136



1407



1408



2266



2266



2268



2268



MERCEDES-BENZ

VITO (638)				03.1997 - 03.2015					
OEM	Info	F / R	Type			Type	F / R	Info	OEM
638 460 00 55	with right-hand thread Outer Thread 1: M 16x1,5mm			6170	6170			with right-hand thread Outer Thread 1: M 16x1,5mm	638 460 00 55
638 460 02 05				11120	11120				638 460 02 05
638 323 02 68	Suspension Rod with accessories Outer Thread: M10x1,5mm			5320	5321			Suspension Rod with accessories	638 323 03 68
638 323 04 68	Suspension Rod with accessories			5323	5324			Suspension Rod with accessories	638 323 05 68
638 460 00 48	Axle load: 1500 kg Inner Thread: M16x1,5mm with right-hand thread with accessories			3323	3323			Axle load: 1500 kg Inner Thread: M16x1,5mm with right-hand thread with accessories	638 460 00 48
638 330 00 10	Control Arm			1405	1406			Control Arm	638 330 01 10
638 333 08 14	Control Arm			2266	2266			Control Arm	638 333 08 14
638 333 00 14	Control Arm			2268	2268			Control Arm	638 333 00 14
638 326 00 16	Suspension Rod			5322	5322			Suspension Rod	638 326 00 16
638 352 04 50	for control arm			2267	2267			for control arm	638 352 04 50



6170



6170

11120



11120

5320



5321

5323



5324

3323



3323

1405



1406

2266



2266

2268



2268



5322



5322

MERCEDES-BENZ

VITO / VITO MIXTO (639)

-3,2015

2267



2267



VITO / VITO MIXTO (639)									-3,2015
OEM	Info	F / R	Type			Type	F / R	Info	OEM
639 460 00 55	Thread Size: M16x1,5			6171	6171			Thread Size: M16x1,5	639 460 00 55
639 320 00 89	Suspension Rod			5325	5326			Suspension Rod	639 320 01 89
639 460 00 48	Length: 168,8 mm Cone Size: 20 mm Thread Measurement 1: M16x1,5 Thread Size 2: M14x1,5 with accessories			3324	3325			Length: 168,8 mm Cone Size: 20 mm Thread Measurement 1: M16x1,5 with accessories	639 460 03 48
639 330 04 10	with accessories			4136	4136			with accessories	639 330 04 10
639 330 04 10				1407	1408				639 330 05 10
638 333 08 14	Control Arm			2266	2266			Control Arm	638 333 08 14
638 333 00 14	Control Arm			2268	2268			Control Arm	638 333 00 14



6171



6171



5325



5326



3324



3325



4136



4136



1407



1408



2266



2266



2268



2268

